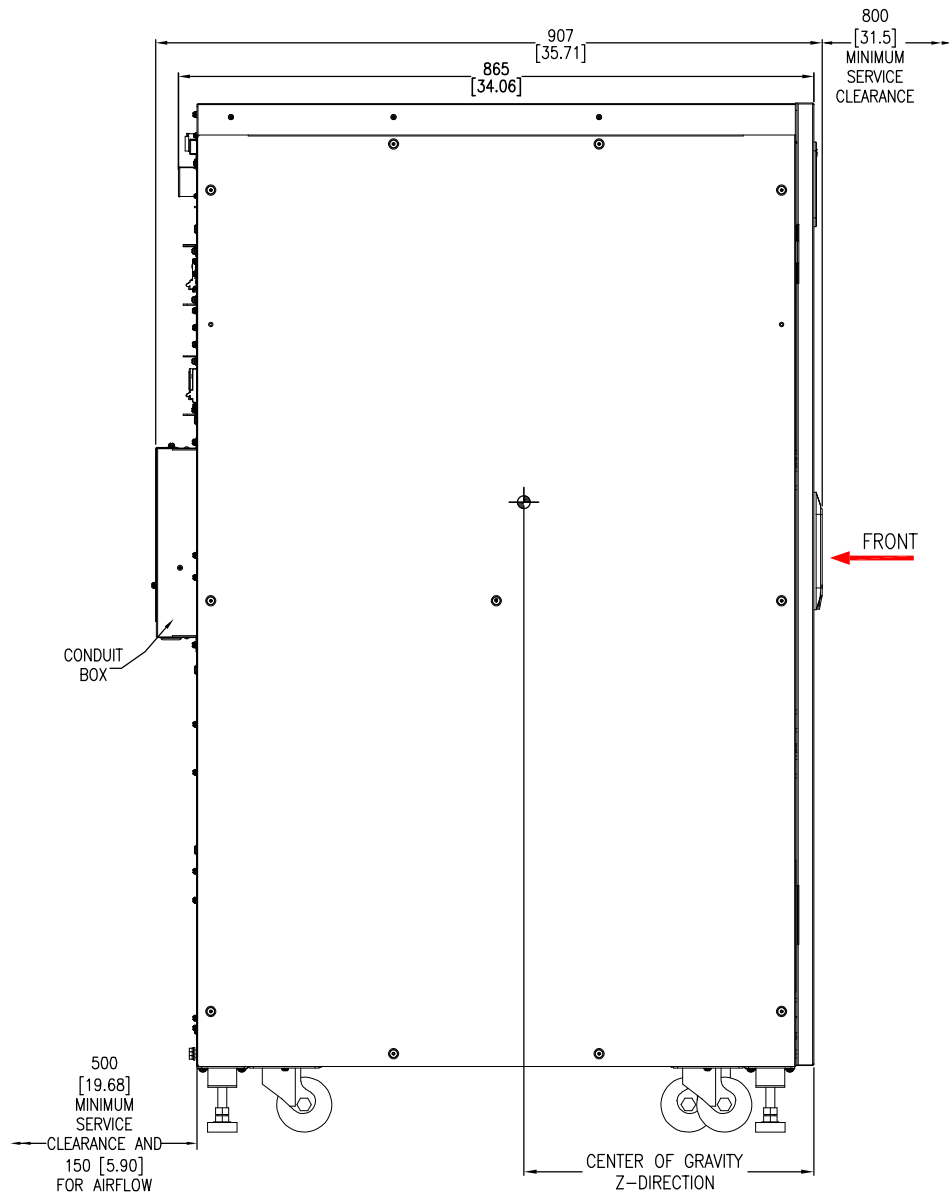


FRONT VIEW



SIDE VIEW

NOTES:

1. INSTALLATION SHALL COMPLY WITH ALL APPLICABLE NATIONAL AND LOCAL ELECTRICAL REGULATIONS.
2. REFER TO PRODUCT DOCUMENTATION FOR ADDITIONAL DETAILS PRIOR TO INSTALLATION AND SITE PREPARATION WORK.
3. ALL DIMENSIONS ARE IN MILLIMETERS [INCHES].
4. FRONT/REAR/SIDE SERVICE, VENTILATION CLEARANCE REQUIRED. CONSULT WITH THE LOCAL SAFETY CODES AND STANDARDS FOR ANY ADDITIONAL REQUIREMENTS OF LOCAL AREA.
5. COLOR: RAL 9003.
6. PROTECTION CLASS: IP20.
7. OPERATING TEMPERATURE: 0°C TO 40°C [32°F TO 104°F].

SKU NUMBER	NET WEIGHT IN kg [lb]	CENTER OF GRAVITY IN mm [inches]		
		X-Distance	Y-Distance	Z-Distance
E3SP10K3IB	113 [249.1]			
E3SP15K3IB	114 [251.3]	183 [7.20]	767 [30.20]	406 [16.00]
E3SP20K3IB	116 [255.7]			

THIS DRAWING AND SPECIFICATIONS HEREIN ARE THE PROPERTY OF SCHNEIDER ELECTRIC AND SHALL NOT BE COPIED, REPRODUCED OR USED IN WHOLE OR IN PART, AS THE BASIS FOR THE MANUFACTURE OR SALE OF ITEMS WITHOUT WRITTEN PERMISSION FROM SCHNEIDER ELECTRIC. THIS DRAWING IS BASED UPON LATEST AVAILABLE INFORMATION AND IS SUBJECT TO CHANGE WITHOUT NOTICE.

Schneider
Electric

TITLE:

EASY UPS 3S PRO
10 - 20kVA, 400V, 3:1 UPS
FOR INTERNAL BATTERIES
GENERAL ARRANGEMENT

PROJECT: SUBMITTAL DRAWINGS SHEET 1 OF 4

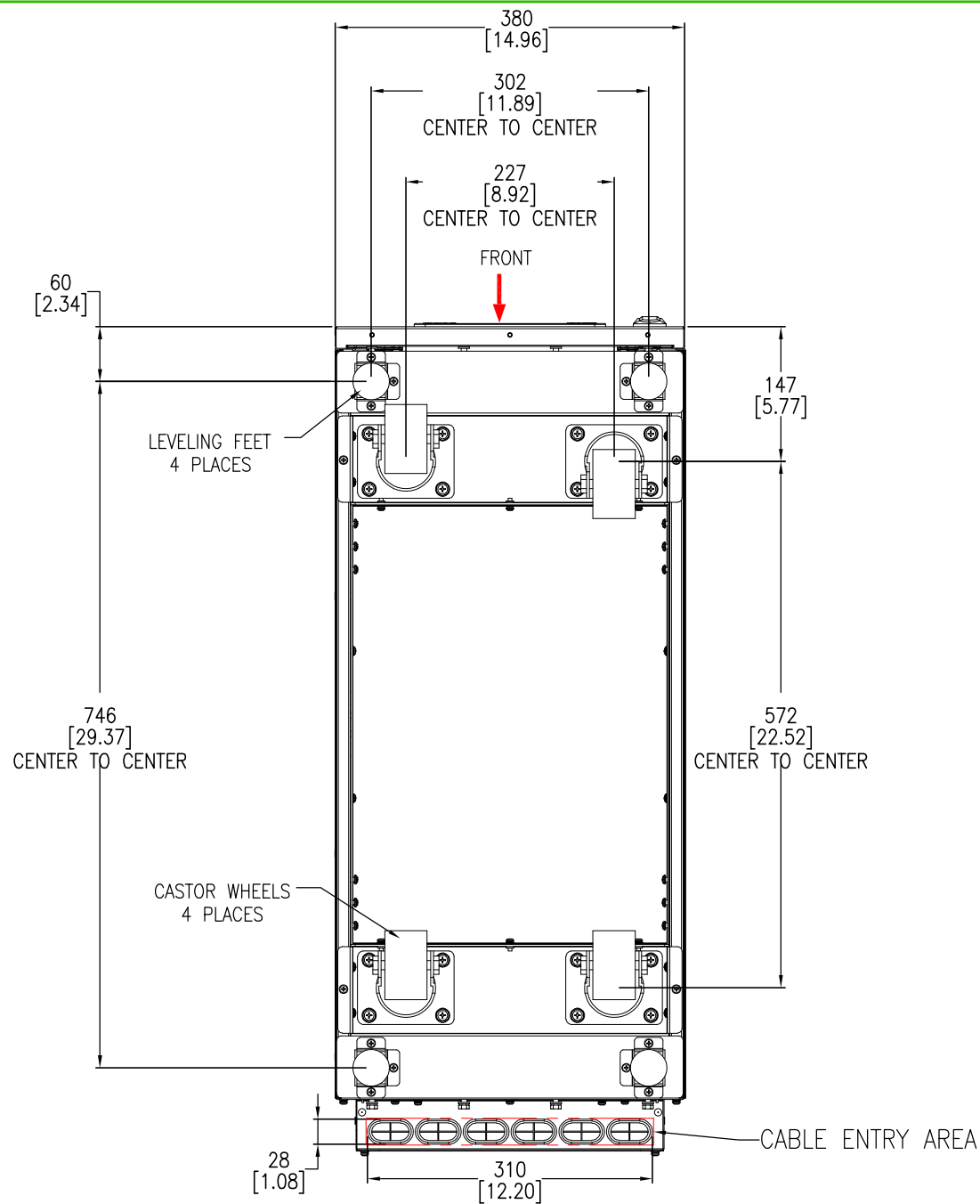
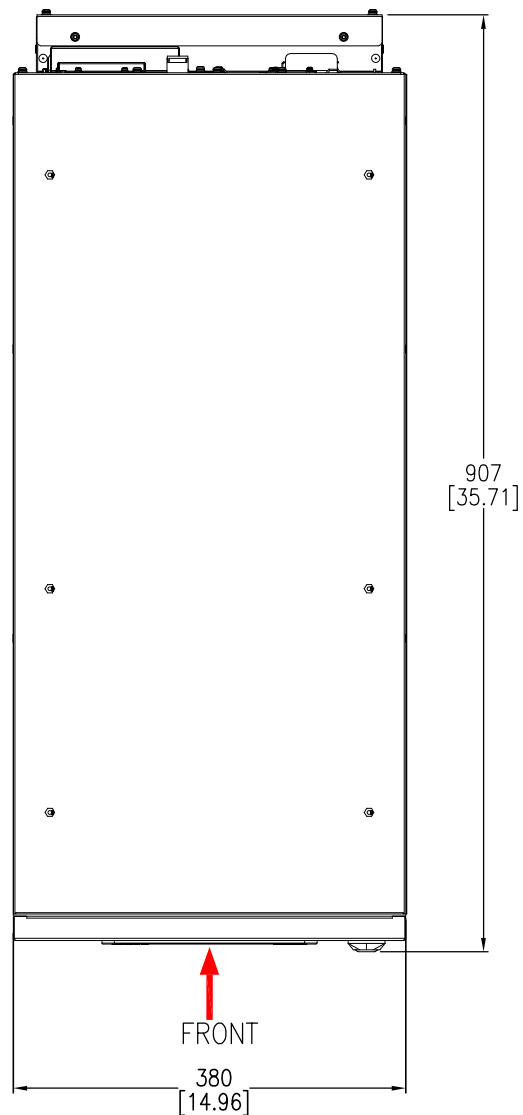
DWG NO:

E3SP10K203IB

REV:

0

DRAWN:	TRASSIA	30-APR-26	FIRST
ENGINEER:	YAPING YANG	30-APR-26	ANGLE
APPROVED:	DAVE DONG	30-APR-26	PROJECTION



BOTTOM VIEW

- NOTES:
1. INSTALLATION SHALL COMPLY WITH ALL APPLICABLE NATIONAL AND LOCAL ELECTRICAL REGULATIONS.
 2. REFER TO PRODUCT DOCUMENTATION FOR ADDITIONAL DETAILS PRIOR TO INSTALLATION AND SITE PREPARATION WORK.
 3. ALL DIMENSIONS ARE IN MILLIMETERS [INCHES].

THIS DRAWING AND SPECIFICATIONS HEREIN ARE THE PROPERTY OF SCHNEIDER ELECTRIC AND SHALL NOT BE COPIED, REPRODUCED OR USED IN WHOLE OR IN PART, AS THE BASIS FOR THE MANUFACTURE OR SALE OF ITEMS WITHOUT WRITTEN PERMISSION FROM SCHNEIDER ELECTRIC. THIS DRAWING IS BASED UPON LATEST AVAILABLE INFORMATION AND IS SUBJECT TO CHANGE WITHOUT NOTICE.

Schneider Electric

TITLE:
EASY UPS 3S PRO
10 - 20KVA, 400V, 3:1 UPS
FOR INTERNAL BATTERIES
TOP & BOTTOM VIEWS

PROJECT: SUBMITTAL DRAWINGS SHEET 2 OF 4

DWG NO: E3SP10K2031B

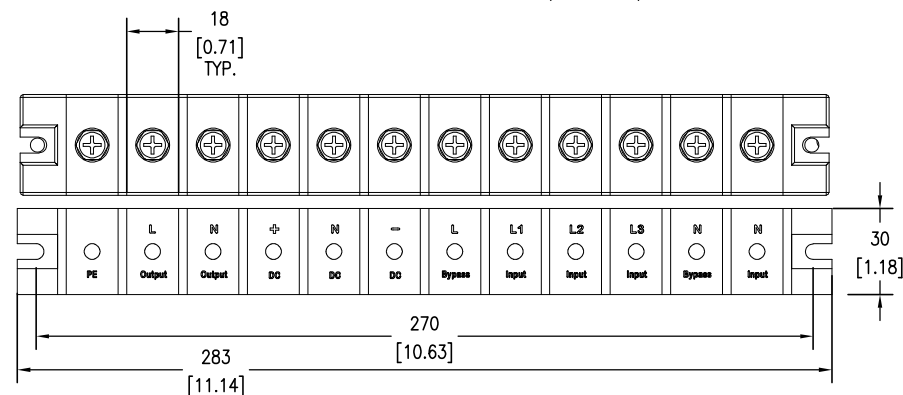
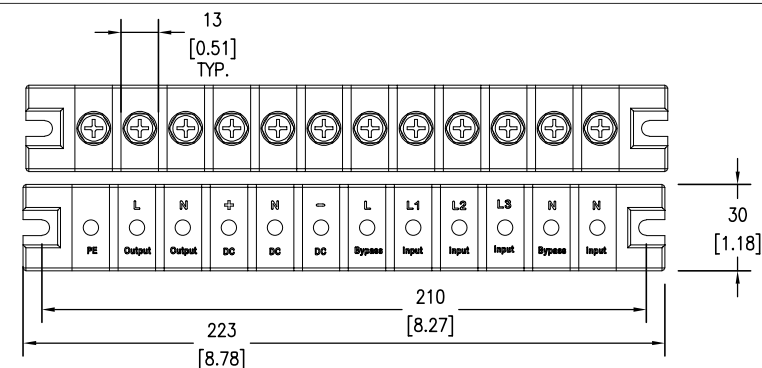
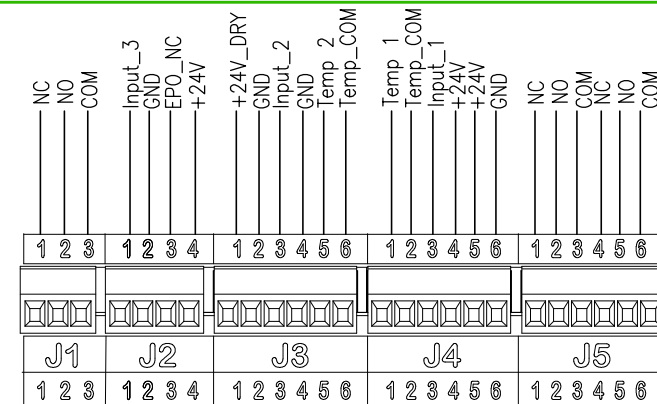
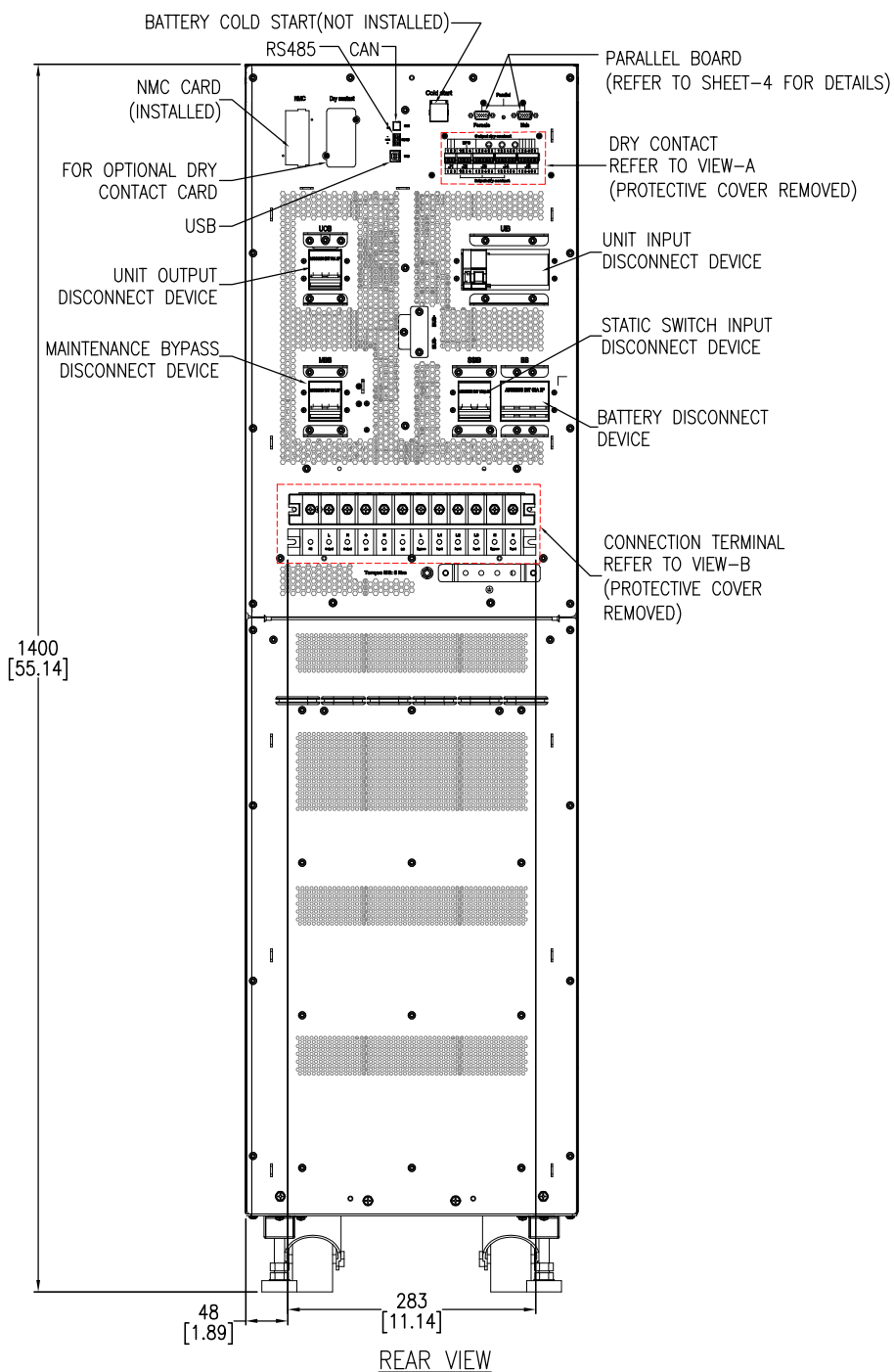
DRAWN: TRASSIA 30-APR-26

ENGINEER: YAPING YANG 30-APR-26

APPROVED: DAVE DONG 30-APR-26

REV: 0

FIRST ANGLE PROJECTION



- NOTES:**
1. INSTALLATION SHALL COMPLY WITH ALL APPLICABLE NATIONAL AND LOCAL ELECTRICAL REGULATIONS.
 2. REFER TO PRODUCT DOCUMENTATION FOR ADDITIONAL DETAILS PRIOR TO INSTALLATION AND SITE PREPARATION WORK.
 3. ALL DIMENSIONS ARE IN MILLIMETERS [INCHES].

THIS DRAWING AND SPECIFICATIONS HEREIN ARE THE PROPERTY OF SCHNEIDER ELECTRIC AND SHALL NOT BE COPIED, REPRODUCED OR USED IN WHOLE OR IN PART, AS THE BASIS FOR THE MANUFACTURE OR SALE OF ITEMS WITHOUT WRITTEN PERMISSION FROM SCHNEIDER ELECTRIC. THIS DRAWING IS BASED UPON LATEST AVAILABLE INFORMATION AND IS SUBJECT TO CHANGE WITHOUT NOTICE.

Schneider Electric

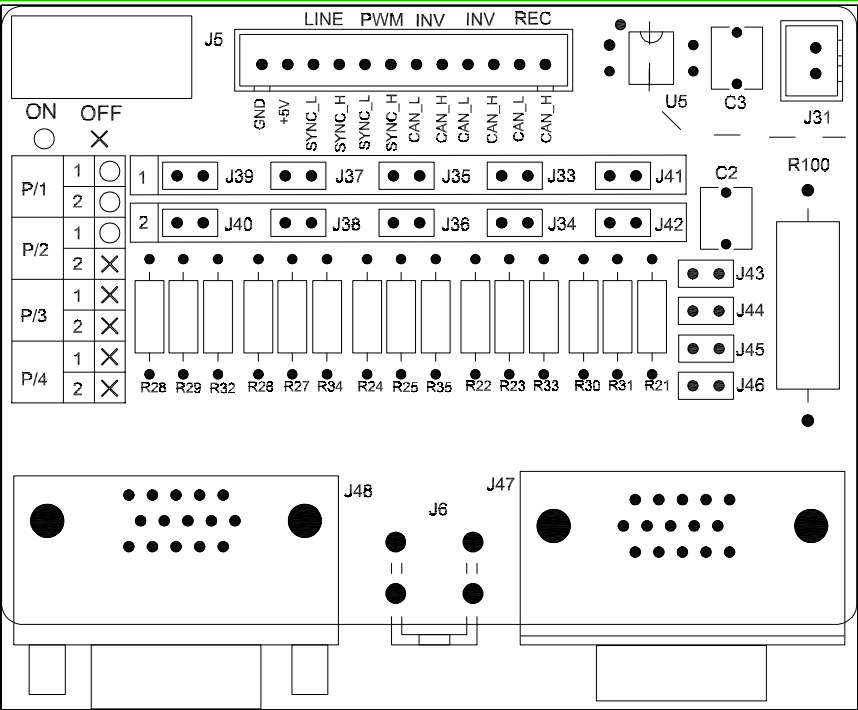
TITLE:
EASY UPS 3S PRO
10 - 20KVA, 400V, 3:1 UPS
FOR INTERNAL BATTERIES
REAR VIEWS

PROJECT: SUBMITTAL DRAWINGS SHEET 3 OF 4

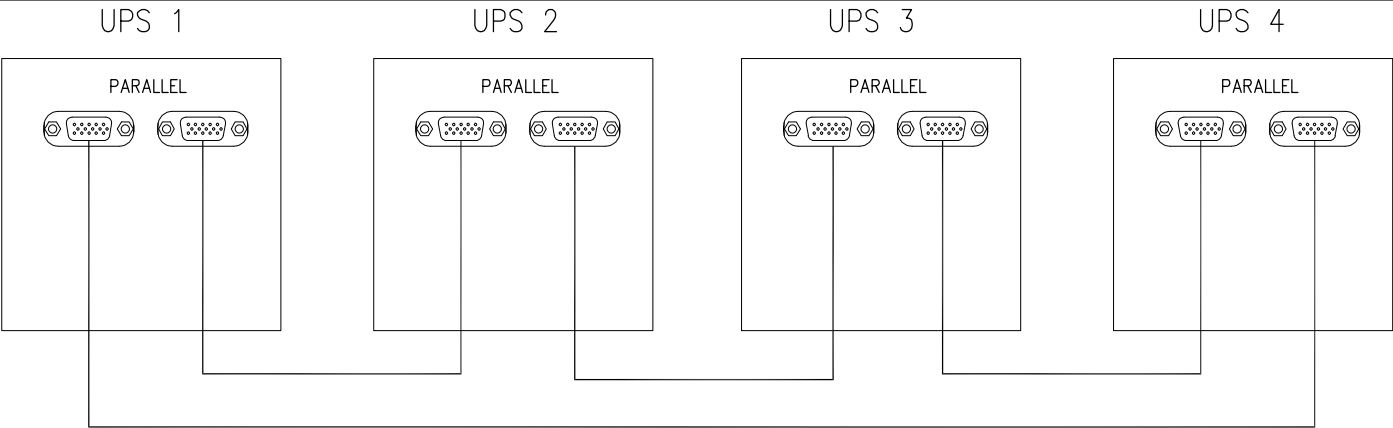
DWG NO: E3SP10K2031B

DRAWN: TRASSIA	30-APR-26
ENGINEER: YAPING YANG	30-APR-26
APPROVED: DAVE DONG	30-APR-26

REV. 0
FIRST ANGLE PROJECTION



4 PARALLEL BOARD



PARALLEL CONNECTION

NOTES:

1. INSTALLATION SHALL COMPLY WITH ALL APPLICABLE NATIONAL AND LOCAL ELECTRICAL REGULATIONS.
 2. REFER TO PRODUCT DOCUMENTATION FOR ADDITIONAL DETAILS PRIOR TO INSTALLATION AND SITE PREPARATION WORK.
 3. UP TO 4 NUMBERS OF UPS CAN BE CONNECTED IN PARALLEL. MAXIMUM COMMUNICATION CABLE LENGTH IS 15 Meters.
- ▲ PARALLEL BOARD SETTINGS:
- REMOVE JUMPERS FROM THE PARALLEL BOARD ACCORDING TO YOUR SYSTEM:
- a. IN PARALLEL SYSTEM WITH TWO UPSs, REMOVE JUMPERS FROM J34, J36, J38, J40 AND J42 ON BOTH BOARDS
 - b. IN PARALLEL SYSTEMS WITH THREE OR FOUR UPS, REMOVE THE JUMPERS FROM J33, J34, J35, J36, J37, J38, J39, J40, J41, J42 ON ALL PARALLEL BOARDS.

THIS DRAWING AND SPECIFICATIONS HEREIN ARE THE PROPERTY OF SCHNEIDER ELECTRIC AND SHALL NOT BE COPIED, REPRODUCED OR USED IN WHOLE OR IN PART, AS THE BASIS FOR THE MANUFACTURE OR SALE OF ITEMS WITHOUT WRITTEN PERMISSION FROM SCHNEIDER ELECTRIC. THIS DRAWING IS BASED UPON LATEST AVAILABLE INFORMATION AND IS SUBJECT TO CHANGE WITHOUT NOTICE.

Schneider Electric

TITLE:
EASY UPS 3S PRO
10 – 20kVA, 400V, 3:1 UPS
FOR INTERNAL BATTERIES
PARALLEL CONNECTION

PROJECT: SUBMITTAL DRAWINGS SHEET 4 OF 4

DWG NO: E3SP10K2031B

DRAWN: TRASSIA 30-APR-26

ENGINEER: YAPING YANG 30-APR-26

APPROVED: DAVE DONG 30-APR-26

REV. 0

FIRST

ANGLE

PROJECTION